

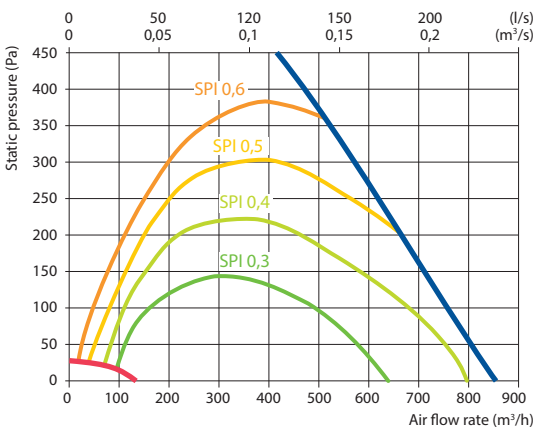
# Domekt R 700 H C6M

Maximal air flow, m <sup>3</sup> /h	742
Maximal air flow, l/s	206
Reference flow rate, m <sup>3</sup> /s	0,144
Reference pressure difference, Pa	50
SPI, W/(m <sup>3</sup> /h)	0,26
Thermal efficiency of heat recovery, %	84
Electric air heater capacity, kW / Δt, °C	2/11,3
Supply voltage, V	1~230
Maximal operating current HE, A	11,7
Power supply cable, mm <sup>2</sup>	3×1,5
Electric power input of the fan drive at maximum flow rate, W	179
Electric power input of the fan drive at reference flow rate, W	73
Noise power level, L <sub>WA,r</sub> dB(A)	46
Noise pressure level, L <sub>pA,r</sub> dB(A), (3 m)	35
Filters dimensions B×H×L, mm	540×260×46
Unit dimensions B×H×L, mm	634×700×930
Maintenance space, mm	950
Unit weight, kg	83



## Performance

Unit with standard equipment



## Accessories

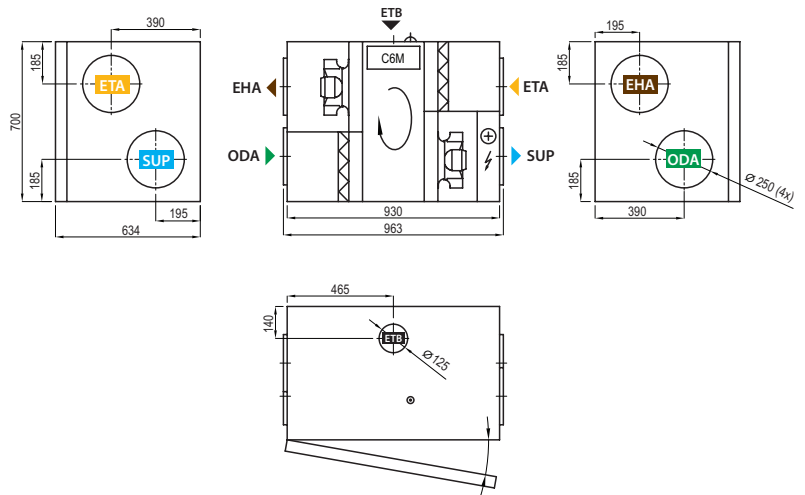
Closing damper	AGUJ-M-250+LF230/CM230
Silencer	A/D AGS-250-50-600-M
	B/C AGS-250-50-900-M
Water heater	DH-250
PPU	PPU-HW-3R-15-0,63-W2
2-way valve (heater)	VVP47.10-0,63+SSF161.05HF
Water cooler	DCW-0,7-5
2-way valve (cooler)	VVP47.15-2,5+SSF161.05HF
Outdoor grill	LD-250
Water heater-cooler	DHCW-250
DX cooler	DCF-0,7-5
Cooling unit	MOU-18HFN8+KA8140

## Temperature efficiency

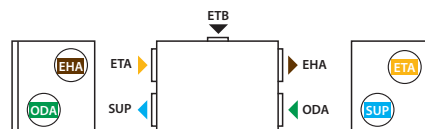
	Winter					Summer		
Outdoor temperature, °C	-23	-15	-10	-5	0	25	30	35
After heat exchanger, °C	14,8	16,1	16,9	17,7	18,5	22,5	23,3	24,1

indoor +22 °C, 20 % RH

Shown as right (R1)



Shown as left (L1)



- ▶ ODA – outdoor intake
- ▶ SUP – supply air
- ▶ ETA – extract indoor
- ▶ EHA – exhaust air
- ▶ ETB – additional extraction connection (by-pass – extraction without heat recovery)