

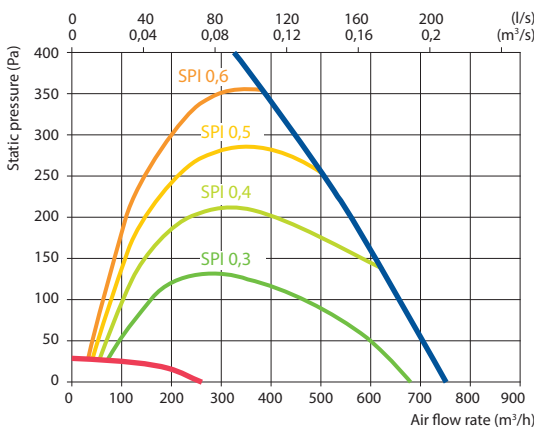
Domekt R 700 F C6M

Maximal air flow, m ³ /h	660
Maximal air flow, l/s	183
Reference flow rate, m ³ /s	0,128
Reference pressure difference, Pa	50
SPI, W/(m ³ /h)	0,25
Thermal efficiency of heat recovery, %	83
Electric air heater capacity, kW / Δt, °C	2/12,7
Supply voltage, V	1~230
Maximal operating current HE, A	11,7
Power supply cable, mm ²	3×1,5
Electric power input of the fan drive at maximum flow rate, W	140
Electric power input of the fan drive at reference flow rate, W	60
Noise power level, L _{WA} , dB(A)	45
Noise pressure level, L _{PA} , dB(A), (3 m)	34
Filters dimensions B×H×L, mm	368×375×46
Unit dimensions B×H×L, mm	850×420×1240
Maintenance space, mm	500
Unit weight, kg	93



Performance


Unit with standard equipment



Accessories

Closing damper	AGUJ-M-250+LF230/CM230
Silencer	A/D AGS-250-50-600-M
	B/C AGS-250-50-900-M
Water heater	DH-250
PPU	PPU-HW-3R-15-0,63-W2
2-way valve (heater)	VVP47.10-0,63+SSF161.05HF
Water cooler	DCW-0,7-5
2-way valve (cooler)	VVP47.15-2,5+SSF161.05HF
Outdoor grill	LD-250
Water heater-cooler	DHCW-250
DX cooler	DCF-0,7-5
Cooling unit	MOU-18HFN8a+KA8140

Mounting positions

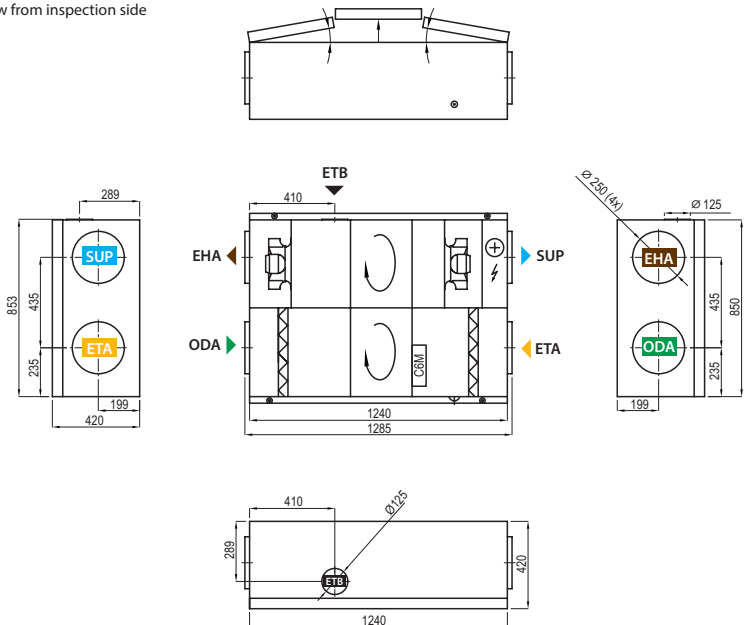


Temperature efficiency

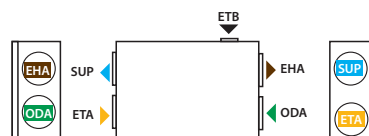
	Winter					Summer		
Outdoor temperature, °C	-23	-15	-10	-5	0	25	30	35
After heat exchanger, °C	14,2	15,6	16,5	17,3	18,2	22,5	23,4	24,2

indoor +22 °C, 20 % RH

Shown as right (R1)
View from inspection side



Shown as left (L1)



- ▶ ODA – outdoor intake
- ▶ SUP – supply air
- ▶ ETA – extract indoor
- ▶ EHA – exhaust air
- ▶ ETB – additional extraction connection (by-pass – extraction without heat recovery)