

# Domekt CF 700 V C6M

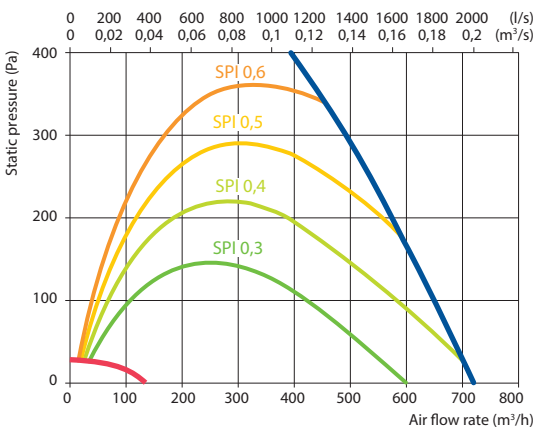
Maximal air flow, m <sup>3</sup> /h	650
Maximal air flow, l/s	181
Reference flow rate, m <sup>3</sup> /s	0,130
Reference pressure difference, Pa	50
SPI, W/(m <sup>3</sup> /h)	0,26
Thermal efficiency of heat recovery, %	89
Electric air heater capacity, kW / Δt, °C	1/6,2
Electric preheater capacity, kW / Δt, °C	1/6,2
Supply voltage, V	1~230
Maximal operating current HE, A	11,6
Power supply cable, mm <sup>2</sup>	3×1,5
Electric power input of the fan drive at maximum flow rate, W	178
Electric power input of the fan drive at reference flow rate, W	73
Noise power level, L <sub>WA</sub> , dB(A)	46
Noise pressure level, L <sub>PA</sub> , dB(A), (3 m)	35
Filters dimensions B×H×L, mm	390×300×46
Unit dimensions B×H×L, mm	491×1220×1020
Maintenance space, mm	1020
Unit weight, kg	100

NEW



## Performance

Unit with standard equipment



## Accessories

Closing damper	AGUJ-M-200+LF230/CM230
Silencer	A/D AGS-200-50-600-M
	B/C AGS-200-50-900-M
Water heater	DH-200
PPU	PPU-HW-3R-15-0,4-W2
2-way valve (heater)	VVP47.10-0,4+SSF161.05HF
Water cooler	DCW-0,7-5
2-way valve (cooler)	VVP47.15-2,5+SSF161.05HF
Outdoor grill	LD-200
Water heater-cooler	DHCW-200
DX cooler	DCF-0,7-5
Cooling unit	MOU-18HFN8+KA8140

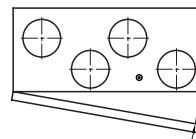
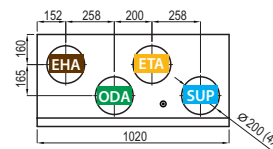
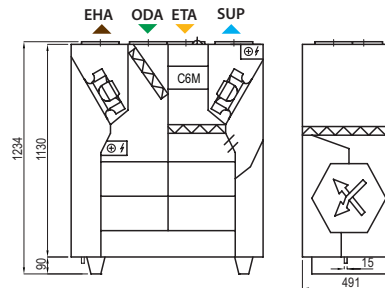
## Temperature efficiency

	Winter				Summer			
Outdoor temperature, °C	-23	-15	-10	-5	0	25	30	35
After heat exchanger, °C	17,3*	17,9*	18,5*	19*	19	22,4	23,1	23,7

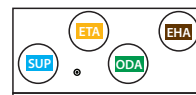
indoor +22 °C, 20 % RH

\* calculations made after evaluation of the preheater.

Shown as right (R1)



Shown as left (L1)



▶ ODA – outdoor intake    ▶ SUP – supply air    ▶ ETA – extract indoor    ▶ EHA – exhaust air